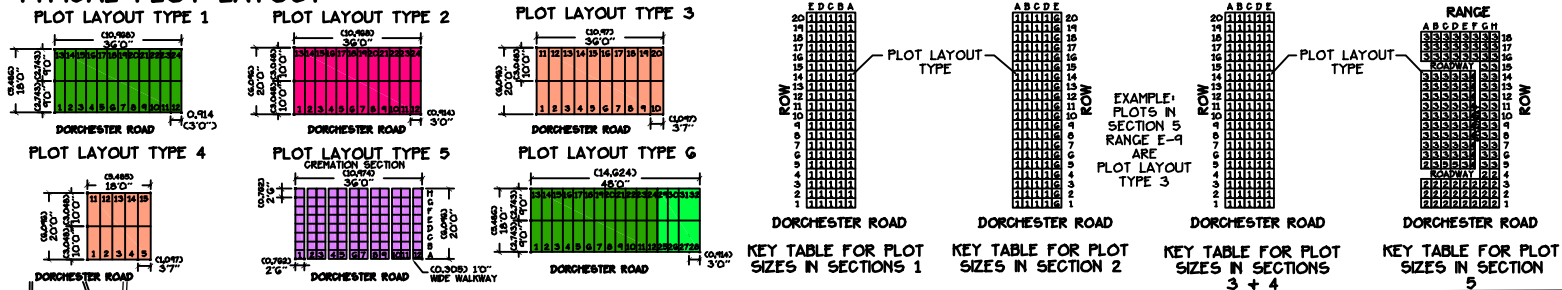



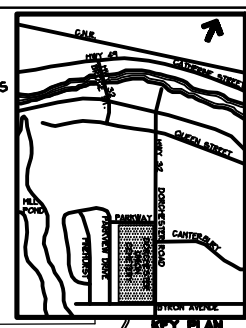
TYPICAL PLOT LAYOUT:



- LOT INTERMENT TYPES**
- 3'x9' PLOTS
 - 3'x10' PLOTS
 - 3'-6"x10' PLOTS
 - 3'6"x10' FLAT MARKER PLOTS
 - FLAT CREMATION PLOTS
 - UPRIGHT/PILLOW CREMATION PLOTS
 - CREMATION PLOTS



NOTES:
ALL LOTS IN SECTION 6, INCLUDING NORTH AND SOUTH CREMATION GARDENS ARE NUMBERED LEFT TO RIGHT, BOTTOM TO TOP.
PROPOSED LOTS TO LINE UP WITH EXISTING BURIAL LOTS INDICATED ON THE BASE PROVIDED BY AGM LTD.



- Notes + Legend**
- 3'x9' TYPICAL CREMATION PLOT C/W FLAT MARKER IN CREMATION GARDEN SECTION 5
 - 3'x10' TYPICAL CREMATION PLOT C/W FLAT MARKER IN NORTH AND SOUTH CREMATION GARDEN SECTION NC/SC
 - 3'6"x10' TYPICAL CREMATION PLOT C/W UPRIGHT MARKER IN NORTH AND SOUTH CREMATION GARDEN SECTION NC/SC
 - 3'6"x10' TYPICAL CREMATION PLOT C/W PILLOW MARKER IN NORTH AND SOUTH CREMATION GARDEN SECTION NC/SC
 - 3'6"x10' TYPICAL SHARED CREMATION PLOTS C/W ONE UPRIGHT MARKER IN NORTH AND SOUTH CREMATION GARDEN SECTION NC/SC
 - 3'6"x10' TYPICAL SINGLE LOT CONVENTIONAL WITH UPRIGHT MARKER SECTION 6

THIS PLAN BASED ON SURVEY INFORMATION PROVIDED BY:

ARCHIBALD, GRAY & MCKAY LTD.
REGISTERED LAND SURVEYORS & ENGINEERS
LONDON - WINSTON
CONSULTANTS OFFICE IS STRATHMORE HOUSE 2000
DORCHESTER ROAD
DORCHESTER
DORCHESTER DT1 1JL
CHECKED BY: J.S.A. DRAWN BY: G.J.Z. DATE: 9-1-2486

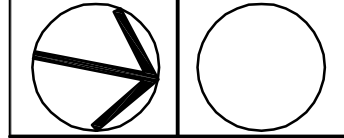
04	Issued to Client	Dec. 28/01
03	Revised as per Client Direction	Dec. 6/01
02	Released For Client Approval	Oct. 30/01
01	Issued For Client Approval	MAY 10/01

All drawings, specifications and related documents are the copyright property of the Consultant and must be returned upon request. Reproduction of some in part or in whole is forbidden without the Consultant's written permission.
Only those drawings signed under original signature by an authorized Representative of Hilton Landmarks Inc. are considered true copies.
Contractor must check and verify all dimensions and elevations on the job. Report any discrepancies to the Consultant. Do not scale drawing.

HILTON LANDMARKS INC.
Cemetery Consultants, Planning & Design
155 Frohisher Drive, Suite 3-102
Windsor, Ontario N9V 2E1
Tel: (519) 725-3333
Fax: (519) 725-3008
Email: hll@golden.net

Project: **DORCHESTER UNION CEMETERY**

Drawing: **LOT SALES PLAN**
THIS PLAN TO BE READ IN CONJUNCTION WITH LOT RECOVERY SALES PLAN (DRWG. S-5)



Scale: **A5 SHOWN**

Design By: R.H.	Project No: 48065
Drawn By: G.J.Z.	Date: SEPT. 30/01
Checked By:	CAD File: 480656-1
Drawing No: 5-1	Sheet No: 1 of 5

