

SCRIMGEOUR & COMPANY
CPA PROFESSIONAL CORPORATION

September 15, 2020

**Ms. Kim Grogan, Director of Financial Services/Treasurer
Municipality of Thames Centre
4305 Hamilton Road
Dorchester, Ontario
N0L 1G3**


Dear Kim:

Enclosed please find the following for the Municipality of Thames Centre for the year ending December 31, 2019:

1. 5 bound and 2 unbound copies of the Consolidated Financial Report as approved by Council on October 21, 2019. Please have the unbound copy signed by the Mayor and yourself and return to our office at your earliest convenience.
2. 2 copies of the Letter of Representation and the Engagement Letter. Please have one copy of each letter signed by the Mayor and yourself and return to our office at your earliest convenience.
3. 2 bound and 2 unbound copies of the Trust Fund Financial Statement. Please have the unbound copy signed by the Mayor and yourself and return to our office at your earliest convenience.
4. Billing for services to date.
5. Your records.

If you have any questions regarding these documents, please do not hesitate to contact our office. Thank you.

Sincerely,



Christene A. Scrimgeour, CPA, CA, BA
SCRIMGEOUR & COMPANY
CPA PROFESSIONAL CORPORATION

MUNICIPALITY OF THAMES CENTRE
CONSOLIDATED FINANCIAL STATEMENTS
FOR THE YEAR ENDED DECEMBER 31, 2019

**MUNICIPALITY OF THAMES CENTRE
CONSOLIDATED FINANCIAL STATEMENTS
FOR THE YEAR ENDED DECEMBER 31, 2019**

-1-	Independent Auditor's Report
-3-	Consolidated Statement of Financial Position
-4-	Consolidated Statement of Operations and Accumulated Surplus
-5-	Consolidated Statement of Cash Flows
-6-	Consolidated Statement of Changes in Net Financial Assets
-7- to -16-	Notes to the Consolidated Financial Statements
-17-	Schedule 1 - Consolidated Schedule of Tangible Capital Assets
-18-	Schedule 2 - Consolidated Schedule of Segmented Information

INDEPENDENT AUDITOR'S REPORT

To the Members of Council, Inhabitants and Ratepayers of the Municipality of Thames Centre

Opinion

We have audited the accompanying consolidated financial statements of Municipality of Thames Centre (the "Municipality"), which comprise the Consolidated Statement of Financial Position as at December 31, 2019, and Consolidated Statements of Operations and Accumulated Surplus, Cash Flows and Changes in Net Financial Assets for the year then ended, and notes to the financial statements, including a summary of significant accounting policies.

In our opinion, the accompanying consolidated financial statements present fairly, in all material respects, the financial position of Municipality of Thames Centre as at December 31, 2019 and its financial performance and its cash flows and changes in net financial assets for the year then ended, in accordance with Canadian public sector accounting standards.

Basis of Opinion

We conducted our audit in accordance with Canadian generally accepted auditing standards. Our responsibilities under those standards are further described in the Auditor's Responsibilities for the Audit of the Financial Statements section of our report. We are independent of the Municipality in accordance with the ethical requirements that are relevant to our audit of the consolidated financial statements in Canada, and we have fulfilled our other ethical responsibilities in accordance with these requirements. We believe that the audit evidence we have obtained is sufficient and appropriate to provide a basis for our opinion.

Responsibilities of Management and Those Charged with Governance for the Financial Statements

Management is responsible for the preparation and fair presentation of these consolidated financial statements in accordance with Canadian public sector accounting standards, and for such internal control as management determines is necessary to enable the preparation of consolidated financial statements that are free from material misstatement, whether due to fraud or error.

In preparing the consolidated financial statements, management is responsible for assessing the Municipality's ability to continue as a going concern, disclosing, as applicable, matters relating to going concern and using the going concern basis of accounting unless management either intends to liquidate the Municipality or to cease operations, or has no realistic alternative but to do so.

Those charged with governance are responsible for overseeing the Municipality's financial reporting process.

Auditor's Responsibilities for the Audit of the Financial Statements

Our objectives are to obtain reasonable assurance about whether the consolidated financial statements as a whole are free from material misstatement, whether due to fraud or error, and to issue an auditor's report that includes our opinion. Reasonable assurance is a high level of assurance but is not a guarantee that an audit conducted in accordance with Canadian generally accepted auditing standards will always detect a material misstatement when it exists. Misstatements can arise from fraud or error and are considered material if, individually or in the aggregate, they could reasonably be expected to influence the economic decisions of users taken on the basis of these consolidated financial statements.

As part of an audit in accordance with Canadian generally accepted auditing standards, we exercise professional judgment and maintain professional skepticism throughout the audit.

We also:

- Identify and assess the risks of material misstatement of the consolidated financial statements, whether due to fraud or error, design and perform audit procedures responsive to those risks, and obtain audit evidence that is sufficient and appropriate to provide a basis for our opinion. The risk of not detecting a material misstatement resulting from fraud is higher than for one resulting from error, as fraud may involve collusion, forgery, intentional omissions, misrepresentations, or the override of internal control.
- Obtain an understanding of internal control relevant to the audit in order to design audit procedures that are appropriate in the circumstances, but not for the purpose of expressing an opinion on the effectiveness of the Municipality's internal control.
- Evaluate the appropriateness of accounting policies used and the reasonableness of accounting estimates and related disclosures made by management.
- Conclude on the appropriateness of management's use of the going concern basis of accounting and, based on the audit evidence obtained, whether a material uncertainty exists related to events or conditions that may cast significant doubt on the Municipality's ability to continue as a going concern. If we conclude that a material uncertainty exists, we are required to draw attention in our auditor's report to the related disclosures in the financial statements or, if such disclosures are inadequate, to modify our opinion. Our conclusions are based on the audit evidence obtained up to the date of our auditor's report. However, future events or conditions may cause the Municipality to cease to continue as a going concern.
- Evaluate the overall presentation, structure and content of the consolidated financial statements, including the disclosures, and whether the consolidated financial statements represent the underlying transactions and events in a manner that achieves fair presentation.

We communicate with those charged with governance regarding, among other matters, the planned scope and timing of the audit and significant audit findings, including any significant deficiencies in internal control that we identify during our audit.

September 14, 2020
London, Canada

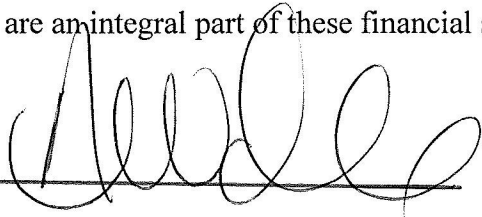

Scrimgeour & Company
LICENSED PUBLIC ACCOUNTANT

**MUNICIPALITY OF THAMES CENTRE
CONSOLIDATED STATEMENT OF FINANCIAL POSITION
AS AT DECEMBER 31, 2019**

	2019	2018
FINANCIAL ASSETS		
Cash	\$ 18,293,772	\$ 13,049,485
Taxes receivable	1,495,201	1,584,047
Accounts receivable	3,505,028	5,361,113
	23,294,001	19,994,645
LIABILITIES		
Accounts payable and accrued liabilities	4,958,234	3,168,413
Deferred revenue - obligatory reserve funds (notes 1.g and 6)	2,829,584	5,116,531
Net long-term liabilities (note 7)	5,646,997	5,707,614
Landfill closure and post-closure liability (notes 1.k and 8)	2,715,784	2,640,784
	16,150,599	16,633,342
NET FINANCIAL ASSETS	7,143,402	3,361,303
NON-FINANCIAL ASSETS		
Tangible capital assets (schedule 1) (note 15)	115,979,406	117,613,706
Capital work in progress	8,476,081	2,439,814
Prepaid supplies	151,719	120,139
	124,607,206	120,173,659
ACCUMULATED SURPLUS (note 9)	\$131,750,608	\$123,534,962

The accompanying notes are an integral part of these financial statements.

MAYOR, ALISON WARWICK
DIRECTOR OF FINANCIAL
SERVICES, KIM ERDEMAN

**MUNICIPALITY OF THAMES CENTRE
CONSOLIDATED STATEMENT OF OPERATIONS AND ACCUMULATED SURPLUS
FOR THE YEAR ENDED DECEMBER 31, 2019**

	Budget 2019	Actual 2019	Actual 2018
REVENUE			
Property taxation	\$ 10,155,344	\$ 10,197,130	\$ 9,782,363
User charges, rents and leases	5,403,794	5,599,930	5,331,428
Government grants	1,867,736	2,133,047	1,729,305
Investment income	78,888	368,535	209,337
Penalty and interest on taxes	203,000	239,100	219,942
Other revenue	33,895	51,222	77,029
	17,742,657	18,588,964	17,349,404
EXPENDITURES			
General government	1,694,919	1,569,377	1,777,726
Protection to persons and property	3,207,253	3,169,132	3,026,649
Transportation services	3,168,883	4,875,278	5,091,903
Environmental services	3,050,543	4,081,302	3,869,318
Health services	113,892	96,308	68,295
Recreation and cultural development	2,597,814	3,194,164	3,104,177
Planning and development	312,681	278,734	210,119
	14,145,985	17,264,295	17,148,187
EXCESS OF REVENUE OVER EXPENDITURES BEFORE OTHER			
	3,596,672	1,324,669	201,217
OTHER			
Government transfers related to capital	199,735	52,161	446,412
Gain (loss) on disposal of capital assets	-	(530)	(65,489)
Increase in landfill post closure liability (note 8)	(50,000)	(75,000)	(489,990)
Developer and other contributions related to capital	12,194,306	6,914,346	2,060,522
	12,344,041	6,890,977	1,951,455
EXCESS OF REVENUE OVER EXPENDITURES			
	15,940,713	8,215,646	2,152,672
ACCUMULATED SURPLUS, BEGINNING OF YEAR (NOTE 15)			
	123,534,962	123,534,962	121,382,290
ACCUMULATED SURPLUS, END OF YEAR			
	\$139,475,675	\$131,750,608	\$123,534,962

The accompanying notes are an integral part of these financial statements.

**MUNICIPALITY OF THAMES CENTRE
CONSOLIDATED STATEMENT OF CASH FLOWS
FOR THE YEAR ENDED DECEMBER 31, 2019**

	2019	2018
NET INFLOW (OUTFLOW) OF CASH RELATED TO THE FOLLOWING ACTIVITIES:		
OPERATING		
Excess revenue over expenditures (page 4)	\$ 8,215,646	\$ 2,152,672
Non-cash charges to operations		
Amortization (note 15)	4,026,050	3,991,340
Net disposal of tangible capital assets	530	258,322
Net change in working capital other than cash (A)	1,522,805	(748,628)
	13,765,031	5,653,706
INVESTING		
Acquisition of tangible capital assets	(2,392,280)	(5,413,213)
Decrease (increase) in capital work in progress	(6,036,267)	417,872
Decrease (increase) in prepaid supplies	(31,580)	(48,901)
	(8,460,127)	(5,044,242)
FINANCING		
Net change in long-term debt	(60,617)	(173,543)
Net change in cash and cash equivalents during the year	5,244,287	435,921
Cash and cash equivalents, beginning of year	13,049,485	12,613,564
CASH AND CASH EQUIVALENTS, END OF YEAR	\$ 18,293,772	\$ 13,049,485

(A) Net change in working capital other than cash includes the net change in taxes receivable, accounts receivable, accounts payable and accrued liabilities, deferred revenue and landfill closure costs.

The accompanying notes are an integral part of these financial statements.

**MUNICIPALITY OF THAMES CENTRE
CONSOLIDATED STATEMENT OF CHANGES IN NET FINANCIAL ASSETS
FOR THE YEAR ENDED DECEMBER 31, 2019**

	2019	2018
Excess of revenue over expenditures (page 4)	\$ 8,215,646	\$ 2,152,672
Acquisition of tangible capital assets	(2,392,280)	(5,413,213)
Amortization of tangible capital assets	4,026,050	3,991,340
Change in prepaid supplies	(31,580)	(48,901)
Investment in capital works in progress	(6,036,267)	417,872
Net disposal of tangible capital assets	530	258,322
Increase in net financial assets	3,782,099	1,358,092
Net financial assets, beginning of year	3,361,303	2,003,211
NET FINANCIAL ASSETS, END OF YEAR	\$ 7,143,402	\$ 3,361,303

The accompanying notes are an integral part of these financial statements.

**MUNICIPALITY OF THAMES CENTRE
NOTES TO THE CONSOLIDATED FINANCIAL STATEMENTS
FOR THE YEAR ENDED DECEMBER 31, 2019**

The Corporation of the Municipality of Thames Centre (the "Municipality") is a lower tier municipality in the County of Middlesex in the Province of Ontario, Canada. It conducts its operations guided by the provisions of provincial statutes such as the Municipal Act, Municipal Affairs Act and related legislation.

1. Significant accounting policies

The consolidated financial statements of the Corporation of the Municipality of Thames Centre are prepared by management in accordance with Canadian public sector accounting standards. Significant aspects of the accounting policies adopted by the Municipality are as follows:

a. Basis of consolidation

These consolidated financial statements reflect the assets, liabilities, operating revenue and expenditures and accumulated surpluses and changes in investment in tangible capital assets of the Municipality. The reporting entity is comprised of all organizations, committees and local boards accountable for the administration of their financial affairs and resources to the Municipality and which are owned or controlled by the Municipality. Inter-departmental and inter-organizational transactions and balances between these organizations are eliminated.

These consolidated financial statements include the operations of the Dorchester Union Cemetery.

b. Accrual accounting

The accrual basis of accounting recognizes revenue as they become available and measurable; expenditures are recognized as they are incurred and measurable as a result of receipt of goods or services and the creation of a legal obligation to pay.

c. Accounting for County and School Board transactions

The Municipality is required to bill, collect and remit provincial education and upper tier taxation in respect of residential and other properties on behalf of the school boards and upper tier. The Township has no jurisdiction or control over the school board or upper tier's operations or their tax rate. The taxation, other revenue, expenditures, assets and liabilities with respect to the operations of the school boards, and the County of Middlesex are not reflected in these consolidated financial statements.

d. Trust fund

The Municipality's trust fund and its related operations administered by the Municipality are not consolidated but are reported separately on the Trust Fund Statements of Operations and Financial Position.

**MUNICIPALITY OF THAMES CENTRE
NOTES TO THE CONSOLIDATED FINANCIAL STATEMENTS
FOR THE YEAR ENDED DECEMBER 31, 2019**

1. Significant accounting policies continued

e. Non-financial assets

Non-financial assets are not available to discharge existing liabilities and are held for use in the provision of services. They have useful lives extending beyond the current year and are not intended for sale in the ordinary course of operations. The change in non-financial assets during the year, together with the excess of revenue over expenditures, provides the consolidated change in financial assets for the year.

The Municipality non-financial assets consist of tangible capital assets. Tangible capital assets are recorded at cost which includes all amounts that are directly attributable to acquisition, construction, development or betterment of the asset. The cost, less residual value, of the tangible capital assets is amortized on a straight-line basis over their estimated useful lives as follows:

Land improvements	15 to 100 years
Buildings	10 to 100 years
Vehicles and machinery	5 to 20 years
Equipment and furniture	4 to 20 years
Environmental infrastructure	15 to 98 years
Transportation and drainage infrastructure	20 to 80 years

Tangible capital assets received as contributions are recorded at their fair value at the date of the receipt. The fair value is also recorded as contributed revenue.

f. Revenue recognition

Government grants and transfers are recognized in the consolidated financial statements as revenue in the period in which events giving rise to the transfer occur, providing the transfers are authorized, any eligibility criteria have been met, and reasonable estimates of the amounts can be determined.

g. Deferred revenue

Government transfers, contributions and other amounts are received from third parties pursuant to legislation, regulation or agreement and may only be used in the conduct of certain programs, in the completion of specific work or for the purchase of tangible capital assets. In addition, certain user charges and fees are collected for which the related services have yet to be performed. Revenue is recognized in the period when the related expenditures are incurred, services performed, or the tangible capital assets are acquired.

**MUNICIPALITY OF THAMES CENTRE
NOTES TO THE CONSOLIDATED FINANCIAL STATEMENTS
FOR THE YEAR ENDED DECEMBER 31, 2019**

1. Significant accounting policies continued

h. Use of estimates

The preparation of financial statements in conformity with Canadian public sector accounting standards requires management to make estimates and assumptions that affect the reported amounts of assets, liabilities, disclosure of contingent assets and liabilities at the date of the financial statements and the reported amounts of revenue and expenditures during the period. Such estimates are periodically reviewed and any adjustments necessary are reported in earnings in the period in which they become known. Actual results could differ from these estimates.

i. Leases

Leases are classified as capital or operating leases. Leases which transfer substantially all of the benefits and risks incidental to ownership of property are accounted for as capital leases. All other leases are accounted for as operating leases and the related lease payments are charged to expense as incurred.

j. Financial instruments

Financial instruments of the Municipality consist mainly of cash, short-term investments, accounts receivable and taxes receivable. The carrying values of these financial assets approximate their fair values unless otherwise disclosed.

k. Landfill closure and post-closure liability

In accordance with the requirements of Public Sector Accounting Standard 3270, the Municipality accrues landfill closure and post-closure care requirements that have been defined in accordance with industry standards and include final covering and landscaping of the landfill, pumping of ground water and leachates from the site, and ongoing environmental monitoring, site inspection and maintenance. The reported liability is based on estimates and assumptions using the best information available to management.

Future events may result in significant changes to the estimated total expenditures, capacity used or total capacity and the estimated liability, and would be recognized prospectively, as a change in estimate, when applicable.

2. Tax revenue

Property tax billings are prepared by the Municipality based on an assessment roll prepared by the Ontario Property Assessment Corporation. All assessed property values in the Municipality were reviewed and new values established based on a common valuation date which was used by the Municipality in computing the 2019 property tax bills. Property tax revenue and tax receivables are subject to appeals which may not have been heard yet. Any supplementary billing adjustments made necessary by the determination of such appeals will be recognized in the fiscal year they are determined and the effect shared with the County of Middlesex and the appropriate school boards.

**MUNICIPALITY OF THAMES CENTRE
NOTES TO THE CONSOLIDATED FINANCIAL STATEMENTS
FOR THE YEAR ENDED DECEMBER 31, 2019**

3. Trust fund

The trust fund administered by the Municipality amounting to \$502,516 (2018 - \$481,202) has not been included in the consolidated financial statements.

4. Operations of School Boards and the County of Middlesex

Further to note 1a, the taxation revenue of the School Boards and the County of Middlesex are comprised of the following:

	School Boards	County
Taxation and user charges	\$ 5,738,747	\$ 8,645,462
Requisitions	\$ 5,738,747	\$ 8,645,462

5. Pension agreements

The Municipality makes contributions to the Ontario Municipal Employees Retirement Fund (OMERS), which is a multi-employer plan, on behalf of members of its staff. The plan is a defined benefit plan which specifies the amount of the retirement benefit to be received by the employees based on the length of services and rates of pay.

The amount contributed to OMERS for 2019 was \$295,614 (2018 - \$281,980) for current service and is included as an expenditure on the Consolidated Statement of Operations. The Municipality has no obligation, as at December 31, 2019, under the past service provisions. The OMERS funding ration for 2019 is 97.0% (2018 - 96.0%), with the goal of being fully funded by 2025.

**MUNICIPALITY OF THAMES CENTRE
NOTES TO THE CONSOLIDATED FINANCIAL STATEMENTS
FOR THE YEAR ENDED DECEMBER 31, 2019**

6. Deferred revenue - obligatory reserve funds

A requirement of the Canadian public sector accounting standards is that obligatory reserve funds be reported as deferred revenue. This requirement is in place as provincial legislation restricts how these funds may be used and under certain circumstances these funds may possibly be refunded. The balances in the obligatory reserve funds of the Municipality are summarized as follows:

	2019	2018
Development charges	\$ 88,360	\$ 3,583,242
Federal gas tax	1,843,078	991,967
Grants - Provincial	457,324	501
Grants - other	193,388	197,825
Prepaid user charges	247,434	342,996
	\$ 2,829,584	\$ 5,116,531

**MUNICIPALITY OF THAMES CENTRE
NOTES TO THE CONSOLIDATED FINANCIAL STATEMENTS
FOR THE YEAR ENDED DECEMBER 31, 2019**

7. Long-term liabilities

- a. The balance of long-term liabilities reported on the Consolidated Statement of Financial Position is made up of the following:

	2019	2018
Tile drainage loans bearing interest at a rate of 8%, responsibility for payment of principal and interest charges has been assumed by individuals	\$ 2,346	\$ 4,559
Debentures payable, maturing on September 17 in the years 2017 through 2027 bearing varying rates of interest between 5.03% to 5.22%, payable semi-annually on March 15 and September 15	58,177	63,905
Debentures payable bearing interest rate of 2.21% to 4.56% maturing in 2017 to 2027, recoverable from ratepayers.	598,879	304,240
Debentures payable, maturing on July 3, 2032, bearing interest at a rate of 3.51%, payable semi-annually on July 1 and January 1	3,107,328	3,300,396
Debentures payable, maturing December 16, 2049, bearing interest at a rate of 2.71%, payable semi-annually on June 16 and December 16	1,131,149	1,417,524
Debentures payable, maturing December 16, 2039, bearing interest at a rate of 2.62%, payable semi-annually on June 16 and December 16	286,375	-
Non-interest bearing loan payable to the Corporation of the County of Middlesex	462,743	616,990
Net long-term liabilities at the end of the year	\$ 5,646,997	\$ 5,707,614

**MUNICIPALITY OF THAMES CENTRE
NOTES TO THE CONSOLIDATED FINANCIAL STATEMENTS
FOR THE YEAR ENDED DECEMBER 31, 2019**

7. Long-term liabilities continued

b. Debt to be retired over the next five years as follows:

	Recovered from Ratepayers	Recovered from Taxation
2020	\$ 440,047	\$ 79,440
2021	\$ 424,855	\$ 81,690
2022	\$ 409,239	\$ 84,004
2023	\$ 246,343	\$ 86,384
2024	\$ 254,503	\$ 88,831

c. Approval of the Ontario Municipal Board has been obtained for those pending issues of long term liabilities and commitments to be financed by revenue beyond the term of Council and approved on or before December 31, 1992. Those approved after January 1, 1993 have been approved by by-law. The principal and interest payments required to service these pending issues and commitments are within the debt repayment limit prescribed by the Ministry of Municipal Affairs.

d. The Municipality is contingently liable for long term liabilities with respect to tile drainage loans, and for those for which the principal and interest had been assumed by other municipalities, school board and unconsolidated local boards, municipal enterprises, and utilities. The total amount outstanding as at December 31, 2019 is \$2,346 (2018 - \$4,459).

e. The interest expense on long-term liabilities for the year was \$120,620 (2018 - \$131,187).

8. Landfill closure and post-closure liability

The Municipality received a third party estimate of its closure and post-closure costs of the Thames Centre Landfill in 2019, subsequent to year end. As a result of this estimate, the Municipality has adjusted its accrual based on the estimated closure date of 2045. Based on the Scenario presented that is based on the Ontario Ministry of the Environment, Conservation and Parks Financial Assurance Guideline (2011), the estimated liability for closure and post closure costs discounted is \$2,715,784 (2018 - \$2,640,784). To date the Municipality has raised \$902,443 (2018 - \$827,443) through taxation towards this future liability. The remaining \$1,813,341 will be raised in future years. The estimate is based on the assumption of an inflation rate of 2.03% and a discount rate of 2.77%.

**MUNICIPALITY OF THAMES CENTRE
NOTES TO THE CONSOLIDATED FINANCIAL STATEMENTS
FOR THE YEAR ENDED DECEMBER 31, 2019**

9. Accumulated surplus

The accumulated surplus on the Consolidated Statement of Financial Position at the end of the year is comprised of the following:

	2019	2018
General surplus	\$ NIL	\$ NIL
Investment in tangible capital assets (note 15)	119,860,253	115,024,900
Landfill post closure liability (note 8)	(1,813,341)	(1,813,341)
Reserves set aside for specific purpose	13,529,302	10,149,009
Reserve funds set aside for specific purpose	174,394	174,394
ACCUMULATED SURPLUS	\$131,750,608	\$123,534,962

10. Budget figures

The Municipality's Council completes separate budget reviews for its operating and capital budgets each year. The approved operating budget for 2019 is reflected on the Consolidated Statement of Operations and Accumulated Surplus.

11. Commitment

The Municipality has entered into an agreement with the Ontario Provincial Police for the provision of police services. The total cost incurred for the year ended December 31, 2019 was \$1,781,796 (2018 - \$1,705,765).

The Municipality has contracted with a third party to operate its wastewater system. The ten year contract began in 2013. There is a provision for two renewable terms of five years each. The contracted amount for 2019 was \$177,840. In addition, the contract has provisions for additional costs. The wastewater system is owned by and registered in the name of the Municipality.

The Municipality contracted in 2019 with a third party to provide solid waste and recycling collection commencing in September 2020 for \$849,160 per year. The contract has provisions for additional costs for other services.

**MUNICIPALITY OF THAMES CENTRE
NOTES TO THE CONSOLIDATED FINANCIAL STATEMENTS
FOR THE YEAR ENDED DECEMBER 31, 2019**

12. Public sector salary disclosure

There were five employees paid a salary, as defined in the Public Sector Disclosure Act, 1996 of \$100,000 or more.

13. Contaminated sites

The Canadian public sector accounting standard 3510 requires municipalities to evaluate sites owned by the municipality for potential contamination. This standard requires the municipality to disclose the liability, if any, related to remediation of such sites. The Municipality does not believe it owns properties that would require such an accrual.

14. Segmented information

Segmented information is presented on Schedule 2. The Municipality of Thames Centre is a diversified municipality and provides a wide range of services to its citizens including police, fire, transportation, recreational and environmental. For management reporting purposes the Municipality's operations and activities are organized and reported by department. The general government segment includes such functions as finance and information services, council and administrative offices. Protection services includes policing through contracted services, fire protection, conservation authority, protective inspection and control, and emergency measures. Transportation services provide the winter and summer maintenance, repairs and construction of the municipal roads system including bridges and culverts. Environmental services includes water, wastewater, waste disposal, storm management and the maintenance of Thames Centre landfill site. Recreation includes facilities, parks, leisure programs, and the library. Planning manages rural development and facilitates economic development.

15. Comparative balances

Certain of the comparative balances have been reclassified to conform with the current year's financial statement presentation.

16. Prior period adjustment

During 2019, the Municipality reviewed its inventory of tangible capital assets to meet the upcoming Asset Management Plan requirements. As a result of this review, there were additional assets identified that had not been included in the inventory, reclassification of existing assets and estimated useful lives of the tangible capital assets were adjusted to better reflect the actual useful lives. There were also adjustments made to pooled assets to ensure compliance with the Municipality's tangible capital asset policy. The net effect of these changes was applied retroactively to the opening balances at January 1, 2018 and these assets are now amortized in 2018 and 2019 at these new estimated useful lives. The net effect of this adjustment was \$10,009,556 net increase to tangible capital assets and accumulated surplus and 2018 expenditures were increased by \$448,390 of additional amortization.

**MUNICIPALITY OF THAMES CENTRE
NOTES TO THE CONSOLIDATED FINANCIAL STATEMENTS
FOR THE YEAR ENDED DECEMBER 31, 2019**

17. Subsequent event

In March 2020, the Province of Ontario declared a state of emergency in response to the COVID-19 virus. The Municipality has followed the Provincial orders regarding essential services and as a result, has closed some of its services. It is unclear the total financial impact the COVID-19 virus will have on the Municipality. Federal and provincial funding has been announced with further funding expected. Council and management continue to monitor the situation.

MUNICIPALITY OF THAMES CENTRE
CONSOLIDATED SCHEDULE OF TANGIBLE CAPITAL ASSETS
FOR THE YEAR ENDED DECEMBER 31, 2019

	Land	Land Improvements	Buildings and Fixtures	Machinery and Equipment	Automotive	Infrastructure	2019 Total	2018 Total
COST								
Balance, beginning of year (note 15)	\$ 5,148,445	\$ 3,931,308	\$ 39,250,528	\$ 1,001,163	\$ 7,554,289	\$128,028,521	\$184,914,254	\$181,185,601
Add:								
Additions during the year	-	178,925	86,137	95,816	139,651	1,891,751	2,392,280	5,413,213
Less:								
Disposals during the year	-	-	(5,298)	-	-	-	(5,298)	(1,684,560)
Balance, end of year	5,148,445	4,110,233	39,331,367	1,096,979	7,693,940	129,920,272	187,301,236	184,914,254
ACCUMULATED AMORTIZATION								
Balance, beginning of year (note 15)	-	1,369,147	12,066,251	443,984	3,620,673	49,800,493	67,300,548	64,776,212
Add:								
Amortization during the year	-	185,564	962,800	116,569	468,674	2,292,443	4,026,050	3,991,340
Less:								
Disposals during the year	-	-	(4,768)	-	-	-	(4,768)	(1,467,004)
Balance, end of year	-	1,554,711	13,024,283	560,553	4,089,347	52,092,936	71,321,830	67,300,548
NET BOOK VALUE OF TANGIBLE CAPITAL ASSETS	\$ 5,148,445	\$ 2,555,522	\$ 26,307,084	\$ 536,426	\$ 3,604,593	\$ 77,827,336	\$115,979,406	\$117,613,706

This schedule is provided for information purposes only.

**MUNICIPALITY OF THAMES CENTRE
CONSOLIDATED SCHEDULE OF SEGMENTED INFORMATION
FOR THE YEAR ENDED DECEMBER 31, 2019**

	General Government	Protective Services	Transportation	Environmental	Health	Recreation and Culture	Planning and Development	Total
REVENUE								
Taxation	\$10,197,130	\$ -	\$ -	\$ -	\$ -	\$ -	\$ -	\$10,197,130
User fees	25,953	311,113	25,324	3,698,770	109,645	1,305,104	124,021	5,599,930
Government grants-operating	1,521,949	127,856	200,996	138,736	-	77,328	66,182	2,133,047
Investment income	357,702	-	-	-	10,833	-	-	368,535
Penalty and interest on taxes	239,100	-	-	-	-	-	-	239,100
Other	-	344	-	-	-	50,878	-	51,222
	12,341,834	439,313	226,320	3,837,506	120,478	1,433,310	190,203	18,588,964
EXPENDITURES								
Salaries and benefits	1,028,017	869,361	973,606	484,584	34,575	1,266,469	216,224	4,872,836
Materials, goods and services	507,302	2,210,957	1,717,466	2,440,438	60,646	1,367,086	61,514	8,365,409
Amortization	34,058	88,814	2,184,206	1,156,280	1,087	560,609	996	4,026,050
	1,569,377	3,169,132	4,875,278	4,081,302	96,308	3,194,164	278,734	17,264,295
	10,772,457	(2,729,819)	(4,648,958)	(243,796)	24,170	(1,760,854)	(88,531)	1,324,669
OTHER								
Government transfers - capital	-	-	1,965	37,000	-	13,196	-	52,161
Gain (loss) on disposal	(530)	-	-	-	-	-	-	(530)
Increase in landfill liability	-	-	-	(75,000)	-	-	-	(75,000)
Developer contributions - capital	(141,136)	-	772,306	5,939,032	-	344,144	-	6,914,346
	(141,666)	-	774,271	5,901,032	-	357,340	-	6,890,977
EXCESS OF REVENUE OVER EXPENDITURES	\$10,630,791	\$ (2,729,819)	\$ (3,874,687)	\$ 5,657,236	\$ 24,170	\$ (1,403,514)	\$ (88,531)	\$ 8,215,646

This schedule is provided for information purposes only.